



## Multidimensional and Dynamic Perspectives on Poverty and Social Exclusion: The ESRI Approach

Combat Poverty Agency Seminar Series, 19 February 2008  
Christopher T. Whelan  
ESRI



## Measuring Poverty & Social Exclusion

- Conceptual debate – starting with Townsend /Mack and Lansley/Ringen
- Nolan & Whelan (1996) locating approach based on *generalised deprivation arising from lack of resources* in a broader interdisciplinary context relating to permanent income and forms of social stratification



## Social Exclusion & Dynamics

- Social exclusion approach stresses dynamics (D) and multidimensionality (M)
- Is the failure to encompass these issues an inherent weakness of the consistent poverty approach (CPA)?
- Processes relating to accumulation and erosion of resources have always been central to the perspective –will return to D



## Social Exclusion & Multidimensionality

- Nolan and Whelan (2007). Is M always a good thing?
- At a conceptual level inherently so.
- Identifying and counting the poor v capturing what it means to be poor.
- ‘Identifying’ a first step to understanding causes,
- Manner of measurement does not imply a particular set of policy prescriptions



## Revising the NAPS Consistent Poverty Measure (CPM)

- NAPS definition of consistent poverty (CP)
- Criticisms in terms of narrowness and absolutist nature.
- Is the CP measure unidimensional? Should be it be more broadly M?
- Reconsideration in light of change and new data



## EU-SILC11 Economic Strain Items

### Items Retained from the Original Set

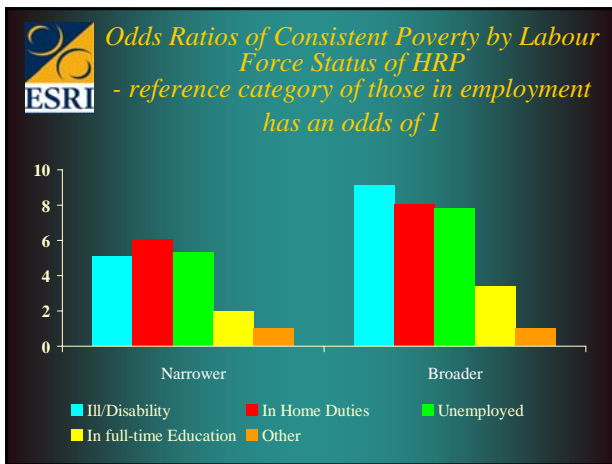
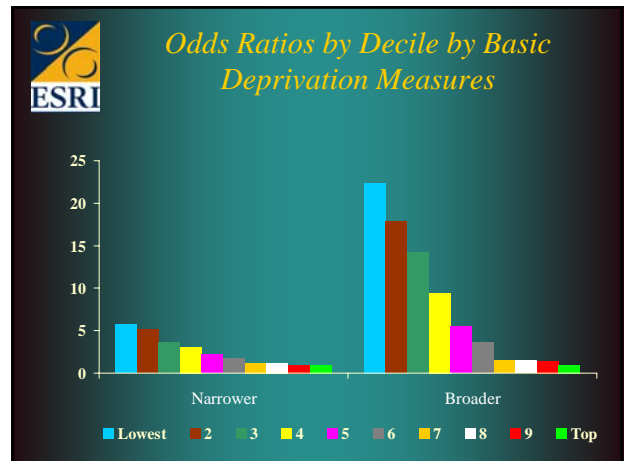
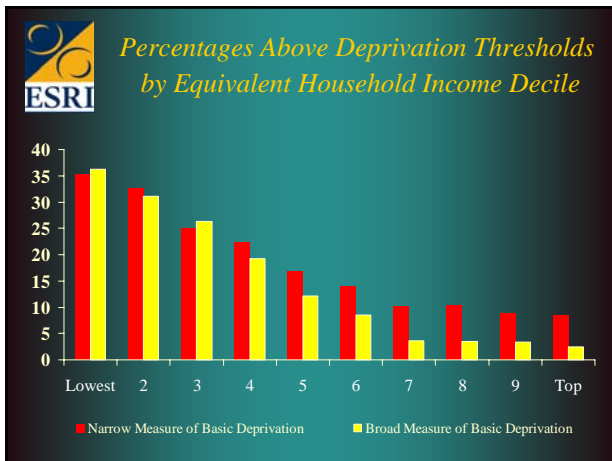
- Two pairs of strong shoes
- A warm waterproof overcoat
- Buy new rather than second hand clothes
- Eat meals with meat, chicken or fish (or vegetarian equivalent) every second day
- Have a roast joint (or its equivalent) one a week.
- Go without heating during the past twelve months

### Items Deleted from the Original Set

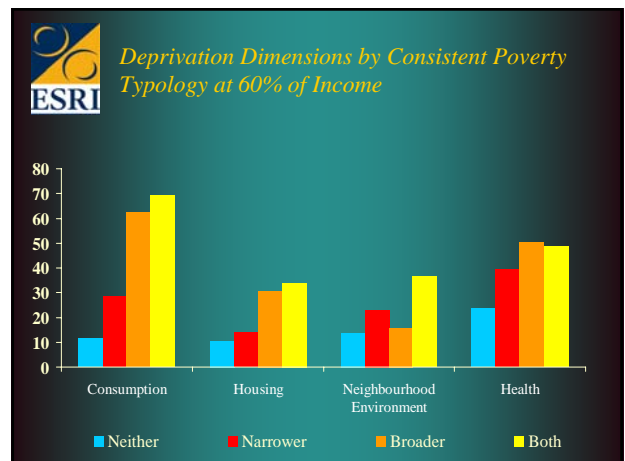
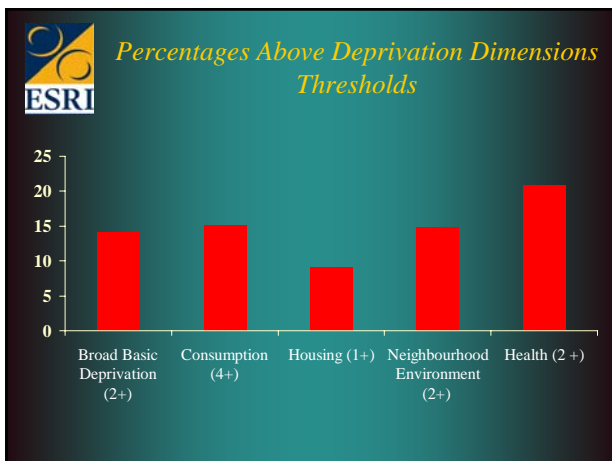
- Going without a substantial meal due to a lack of money
- Going into debt to meet ordinary living expenses

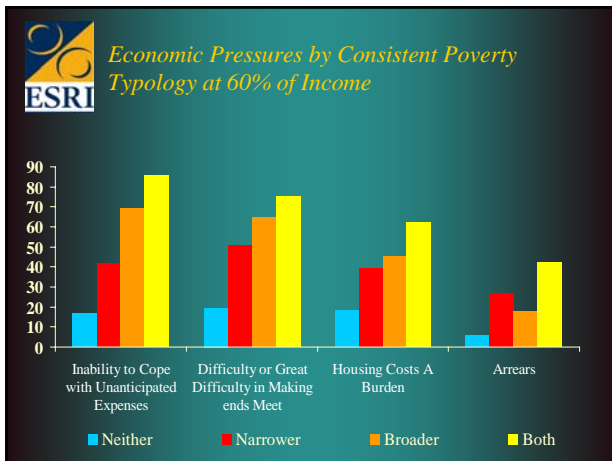
### Items Added to the Original Set

- Keeping the home adequately warm
- Replace any worn out furniture
- Buy presents for family or friends once a year
- Have family or friends for a drink or meal once a month
- Have a morning, afternoon or evening out in the past fortnight for entertainment



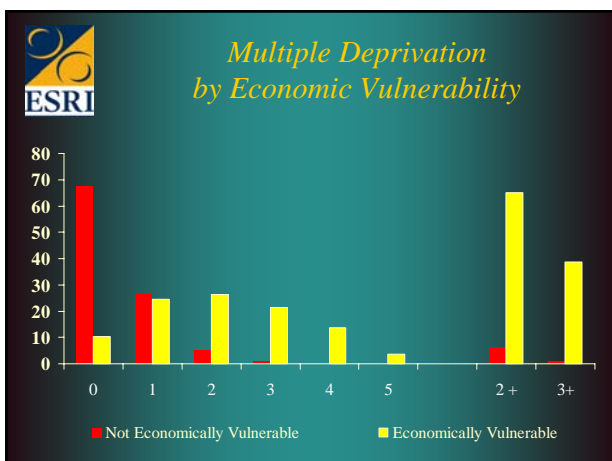
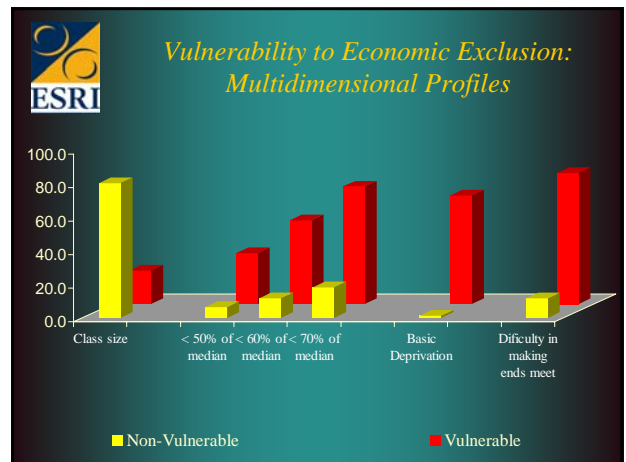
- ### 5 Dimensions of Deprivation
- Basic (11 items—items into Cst pov measure, 2+):  
\*Without heating, 2 pairs shoes, friends/family meal out, buying presents,....
  - Consumption (4+):  
\*telephone, Pc, car, washing machine
  - Housing facilities (1+):  
\*Bath/shower, hot water...
  - Neighbourhood Environment (2+):  
\*pollution, crime, noise...
  - Health status of HRP (2+):  
\*assessment of health, chronic illness, mobility restriction



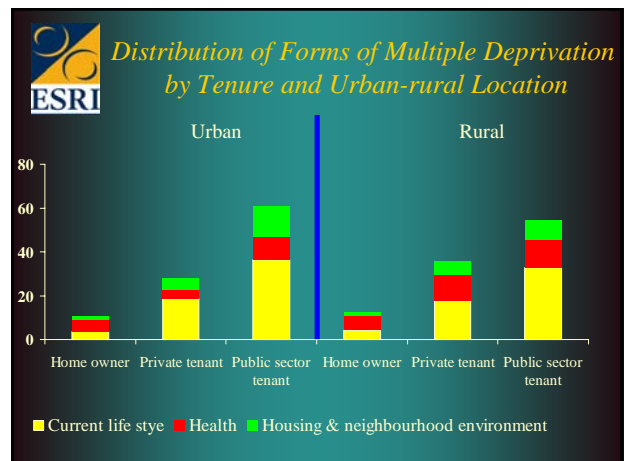
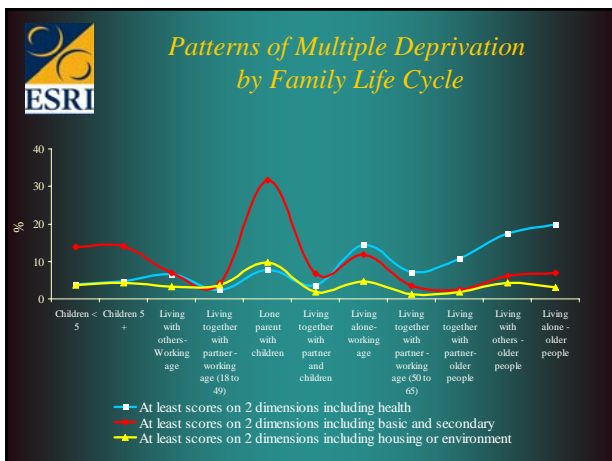
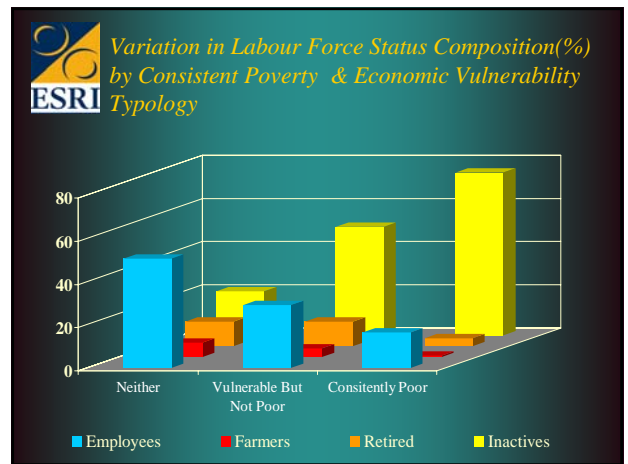
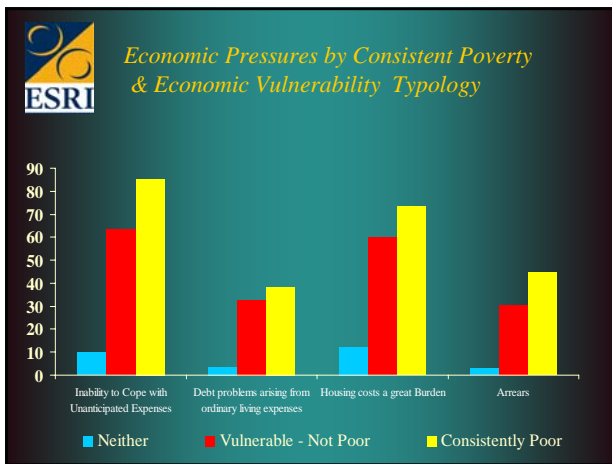
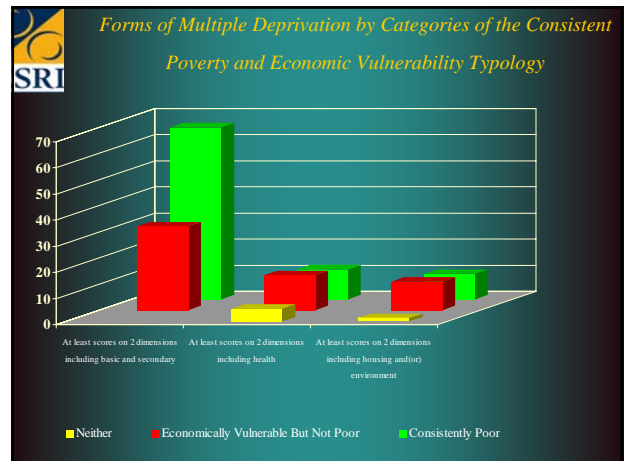
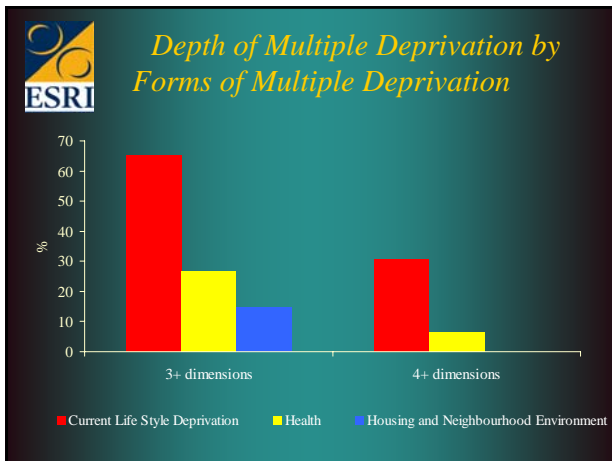


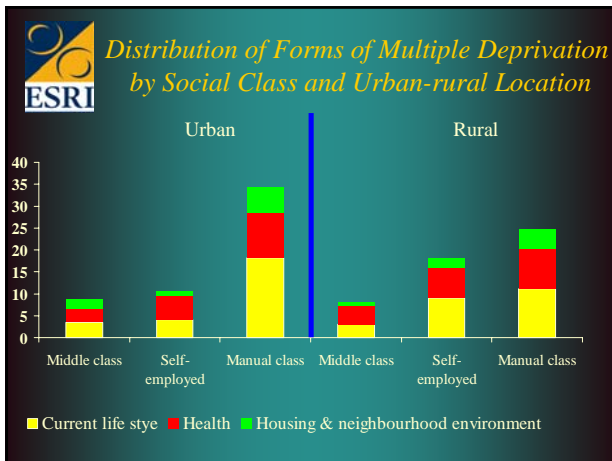
- ### Are Measures over Time Better?
- Are persistent povert measures better than cross-sectional? Yes.
  - Are persistent deprivation povert measures better? Yes.
  - Does persistence allow us dispence with our concern with multidimensionality? No.
  - New problems relating to measurement error.

- ### Economic Vulnerability: Heightened Risk of Multidimensional Deprivation
- Social exclusion – vulnerability/ insecurity.
  - Globalisation, 'new' and 'old' social risks and their permanent v transitory character'.
  - Measuring economic vulnerability with cross-sectional data
  - Narrower than conceptions of social exclusion that build social isolation/social cohesion into their definitions
  - 'social exclusion' has no meaning outside the history and achievements of the welfare state.



- ### Forms of Multiple Deprivation
- Not exposed to multiple deprivation
    - \*deprived on not more than one dimension (80% of the population)
  - Multiply deprived in terms of "current life style"
    - \*deprived on at least two dimensions including both the basic and consumption dimensions (9% of the population.)
  - Multiple deprivation in terms of health and any other dimension. (7% of the population)
  - Multiple deprivation in terms of housing or neighbourhood environment and at least one other dimension (3% of the population)





- ESRI** *Conclusions : Consistent Poverty & Multidimensionality*
- ESRI framework encompasses multidimensional & dynamic perspectives.
  - Multidisciplinary framework evolved to tackle these issues.
  - CPM can identify those multiply deprived and lacking resources without covering the full range of multidimensional measurement.
  - The new CPM does this more efficiently
  - Understanding what it means to be poor requires going further

- ESRI** *Consistent Poverty & Dynamics*
- CPA always based on a dynamic perspective
  - More recently have developed economic vulnerability approach to capture risk/precarity using cross-sectional data
  - Identifies a group of whom the consistently poor are a subset with distinctive multidimensional deprivation & socio-demographic profiles

- ESRI** *Poverty Social Exclusion & Dynamics; Some Final Thoughts*
- Panel data extremely valuable – EU-SILC will offer new opportunities.
  - Bring with its own challenges and does not make the multidimensionality issues go away.
  - Possible to simultaneously address dynamics and multidimensionality and various forms of persistence